



# Golf Cycle 3



## 1. Warm up !

- Hold your club's head .  
When you hear the signal, catch the club of your left neighbour.
- Pair work : back to back .  
Pass your ball to your neighbour. Don't move your feet. Then, change side.

## 2. Security rules.

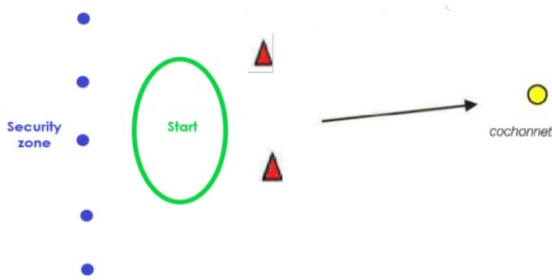
- How to hold your club :
  - Always hold your club by its head.
  - Before you play, be aware that your classmates are in the security zone.
- Security zone :
  - You must always be behind the blue security zone unless you are playing.
  - One player on the fairway at a time.
  - Once you have finished playing, you must go back to the security zone.

### 3. Four workshops to discover !

#### « Pétanque »

There are 3 red balls and 1 yellow ball.

Aim of the game : Your ball must be as close as possible to the yellow one.



#### The funnel (l'entonnoir)

There are 6 cones (2 white, 2 red & 2 yellow) and 3 balls.

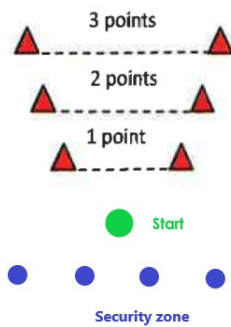
Aim of the game : You've got 3 balls and you must send your ball in one of the 3 zones.

Zone 1 = 1 point (equals)

Zone 2 = 2 points

Zone 3 = 3 points

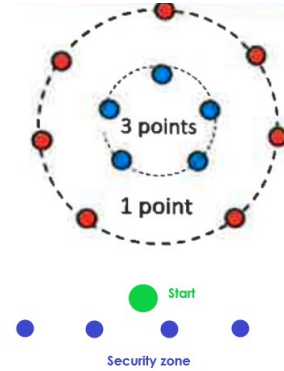
Before you send each ball, you must say how many points you want to win.



#### The approach

There are 3 balls, 5 yellow cones and 7 red cones.

Aim of the game : You've got 3 balls and you must send your balls in the zones. One point for the red zone and two points for the yellow zone.



#### The doors

There are 6 cones and 3 balls.

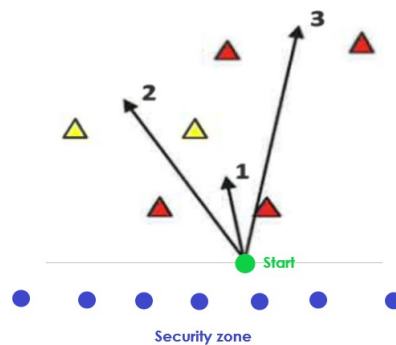
Aim of the game : You've got 3 balls and you must send each ball in one zone. You must change zone for each ball.

Zone 1 = 1 point (equals)

Zone 2 = 2 points

Zone 3 = 3 points

Count your points.



4. Golf course – 7 holes

GOLF COURSE - 7 holes

